


Year Long Implementation Plan

2006 – 2007



WE CAN
SHAPE
YOUR LIFE!



K-12 Curriculum
Dr. Cone

Adam's Elementary School
4672 35th Street
San Diego, CA 92116
Phone: (619) 284 - 1158
Fax: (619) 563 - 7532
Website: <http://sandi.net/adams/>



Geographic Area

- **Location: San Diego, California**
- **County: San Diego County**
- **School District: Urban Area**



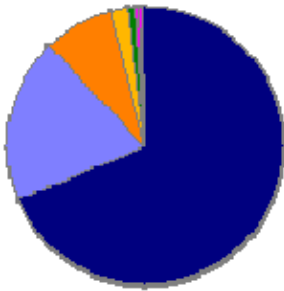
Average Monthly Temperatures

Weather averages for San Diego													
Month	Jan	Feb	Mar	Apr	May	Jun	Jul	Aug	Sep	Oct	Nov	Dec	Year
Avg high °F	65.1	65.7	64.9	66.7	67.1	69.3	73.0	74.8	75.4	73.4	68.9	65.3	69.1
Avg low °F	48.9	50.7	52.9	55.6	59.2	61.9	65.7	67.3	65.7	61.0	54.0	48.7	48.7
Avg high °C	18.4	18.7	18.3	19.3	19.5	20.7	22.8	23.8	24.1	23.0	20.5	18.5	20.6
Avg low °C	07.3	08.3	09.5	11.0	13.3	15.2	17.3	18.3	17.0	13.9	10.0	07.5	12.4
Precipitation (in)	2.28	2.04	2.26	0.75	0.20	0.09	0.03	0.09	0.21	0.44	1.07	1.31	10.77
Precipitation (mm)	57.9	51.8	57.4	19.0	05.1	02.3	00.8	02.3	05.3	11.2	27.2	33.2	273.6

Cultural & Economics Demographics

- **Elementary Level – Grade 5**
- **Type of School: Public**
- **Student Enrollment: 626**

Student Ethnicity

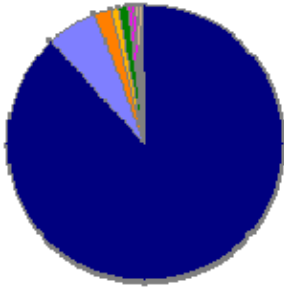


Ethnicity	This School	State Average
Hispanic or Latino	68%	48%
African American, not Hispanic	19%	8%
White, not Hispanic	8%	30%
Asian	2%	8%
Filipino	1%	3%
Pacific Islander	<1%	<1%
American Indian or Alaska Native	<1%	<1%

Student Subgroups

	This School	State Average
Students participating in free or reduced-price lunch program	81%	51%
English language learners	62%	25%

Home Languages of English Learners



Language	This School	State Average
Spanish	88%	85%
All other non-English languages	6%	<1%
Somali	2%	<1%
Vietnamese	1%	2%
Hmong	1%	1%
Arabic	<1%	<1%
Filipino (Pilipino or Tagalog)	<1%	1%
Khmer (Cambodian)	<1%	<1%
Farsi (Persian)	<1%	<1%

School Population

Average Class Size

	This School	State Average
Kindergarten	19	21
Grade 1	20	19
Grade 2	17	19
Grade 3	17	20
Grade 4	26	29
Grade 5	30	29

Student-Staff Ratios

	This School
Students per paraprofessional staff	48
Students per office/clerical staff	157
Students per other classified staff	209

Teacher Credentials

	This School	State Average
Full credential	93%	94%
Emergency credential	7%	3%

Teacher Experience

	This School	State Average
Average years teaching	14	13
Average years teaching in district	12	10
First-year teachers	7%	7%

Teaching Facility

- **Indoor Olympic-Size Swimming Pool On-site**
- **Large gymnasium with climbing apparatus including a rock wall, cargo nets, and climbing ropes**
- **Water fountain and bathrooms located in the gymnasium**

School Hours

	Teacher In	Student In	Student Out	Teacher Out
Full Day	8:40am	9:00am	3:20pm	3:55pm
Half Day	8:40am	9:00am	1:40pm	3:55pm

Number of School Days per School Year

Month	Full Days	Half Days	Total
September	19	0	19
October	22	0	22
November	15	1	16
December	11	0	11
January	21	0	21
February	18	0	18
March	21	1	22
April	18	0	18
May	21	1	22
June	12	1	13
Total Number of School Days = 182			

Breakdown of Health & Physical Education Days

- **76 days of Health or Physical Education**
 - **1st Quarter – Physical Education (Tues & Thurs) = 18 days**
 - **2nd Quarter – Health Education (Tues & Thurs) = 20 days**
 - **3rd Quarter – Physical Education (Tues & Thurs) = 19 days**
 - **4th Quarter – Physical Education (Tues & Thurs) = 19 days**

Breakdown of Lessons/Units Taught

- **12 Physical Education Units (56 Lessons) Taught per year**
- **7 Health Education Units (20 Lessons) Taught per year**
- **Each class period is 40 minutes in length**

Resources:

The Basic Ingredients Scope & Sequence

<http://www.greatschools.net/cgi-bin/ca/other/6093>

<http://users.rowan.edu/~cone>

<http://sandi.net/adams/>

<http://www.google.com>

http://en.wikipedia.org/wiki/San_Diego,_California